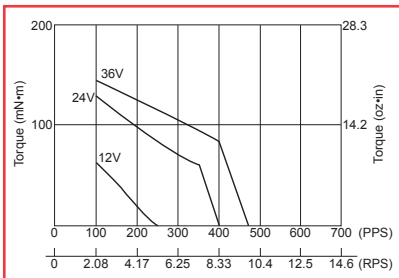


Specifications

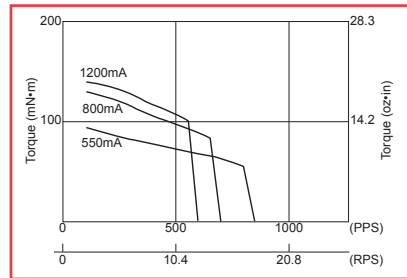
Specification	Unit	PFC55-48			
Type of Winding		Unipolar		Bipolar	
Excitation Mode*		Full step (2-2)			
Step Angle	°	7.5 ± 5%			
Steps Per Revolution*		48			
Rated Voltage	V	12	5	12	5
Resistance	Ω	36	5	40	5
Inductance	mH	37	5.9	84	12
Holding Torque	mN·m	120	120	150	150
Rotor Inertia	kg·m ²	40 x 10 ⁻⁷			
Starting Pulse Rate*	pps	280			
Slewing Pulse Rate*	pps	300			
Operating Temp. Range	°C	-10 to +50			
Temperature Rise*	°C	55			
Weight	g	300			

Torque Curve (pull-out torque)* Bipolar Constant Voltage (48P1)



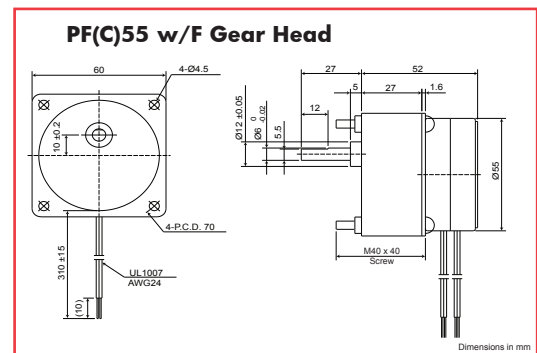
Coil Resistance: 40Ω

Bipolar Constant Current (48Q1)

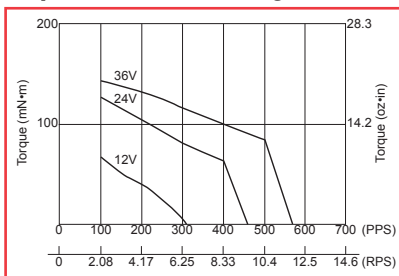


Coil Resistance: 6.75Ω Supply Voltage: 24V

Dimensions of Geared Model

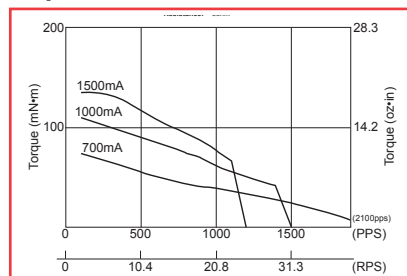


Unipolar Constant Voltage (48C1)



Coil Resistance: 36Ω

Unipolar Constant Current (48D1)



Coil Resistance: 5Ω Supply Voltage: 24V

Gear Ratio	6/25	1/5	3/25	1/10	2/25	1/15	3/50	1/20
Maximum Torque	400mN·m							
Gear Ratio	1/25	1/30	1/50	1/60				
Maximum Torque	700mN·m							
Gear Ratio	2/125	1/75	3/250	1/100	1/125	1/150	1/250	1/300
Maximum Torque	1000mN·m							

* - All tin-can motor specifications are based on full-step constant voltage operation

Magnet type: Anisotropic

Note: Torque curves are for reference only and are not guaranteed.