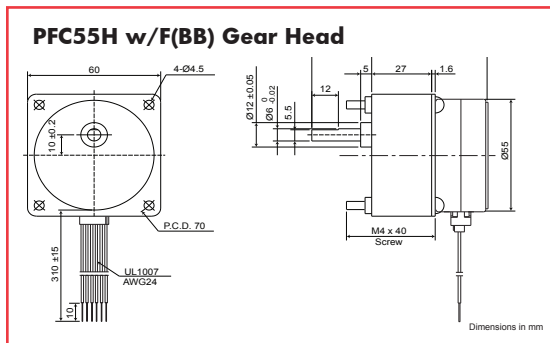


### Specifications

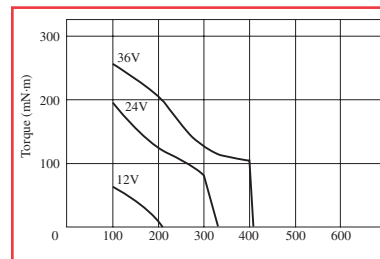
Specification	Unit	PFC55H-48			
Type of Winding		Unipolar		Bipolar	
Excitation Mode*		Full step (2-2)			
Step Angle	°	7.5 ±5%			
Steps Per Revolution*		48			
Rated Voltage	V	12	5	12	5
Resistance	Ω	36	5	40	8
Inductance	mH	37	4.4	66	16
Holding Torque	mN·m	150	120	180	180
Rotor Inertia	kg·m <sup>2</sup>	57 x 10 <sup>-7</sup>			
Starting Pulse Rate*	pps	210			
Slewing Pulse Rate*	pps	230			
Operating Temp. Range	°C	-10 to +50			
Temperature Rise*	°C	55			
Weight	g	300			

### Dimensions of Geared Model



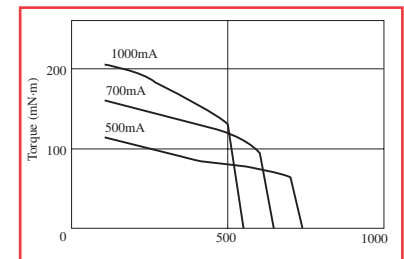
### Torque Curve (pull-out torque)\*

#### Bipolar Constant Voltage (48011)



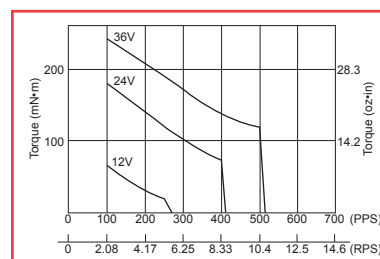
Coil Resistance: 40Ω

#### Bipolar Constant Current (48S1)



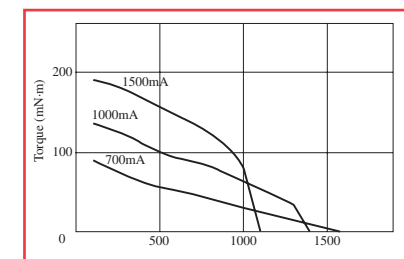
Coil Resistance: 8Ω Supply Voltage: 24V

#### Unipolar Constant Voltage (48C1)



Coil Resistance: 36Ω

#### Unipolar Constant Current (48D1)



Coil Resistance: 5Ω Supply Voltage: 24V

Gear Ratio	1/3	1/5	2/15	1/10	2/25	1/15	1/20
Maximum Torque	400mN·m		500mN·m		600mN·m		800mN·m

Gear Ratio	1/25	1/30	1/50	1/60
Maximum Torque	900mN·m	1100mN·m	1600mN·m	

Gear Ratio	1/75	1/100	1/125	1/150	1/180
Maximum Torque	2500mN·m				

\* - All tin-can motor specifications are based on full-step constant voltage operation  
Magnet type: Anisotropic

Note: Torque curves are for reference only and are not guaranteed.