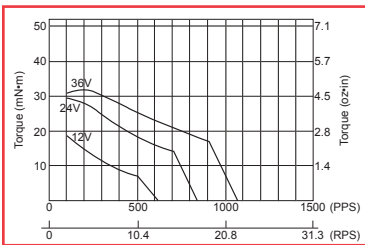


Specifications

Specifications	Unit	PF35T-48			
Type of Winding		Unipolar		Bipolar	
Excitation Mode*		Full step (2-2)			
Step Angle	°	7.5 ± 5%			
Steps Per Revolution*		48			
Rated Voltage	V	12	5	12	5
Resistance	Ω	70	12	72	16
Inductance	mH	30	6.5	60	6.2
Holding Torque	mN·m	18	18	27	27
Rotor Inertia	kg·m ²	2.7 x 10 ⁻⁷			
Starting Pulse Rate*	pps	600			
Slewing Pulse Rate*	pps	610			
Operating Temp. Range	°C	-10 to +50			
Temperature Rise*	°C	70			
Weight	g	88			

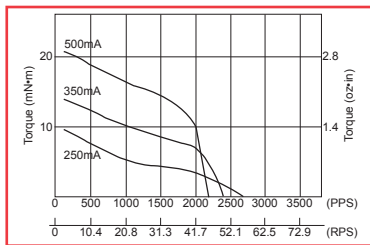
Torque Curve (pull-out torque)*

Bipolar Constant Voltage (48R1)



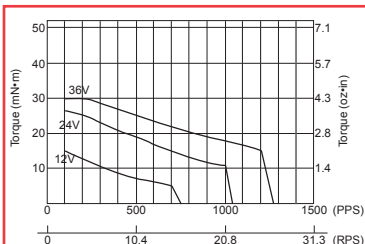
Coil Resistance: 72Ω

Bipolar Constant Current (48Q1)



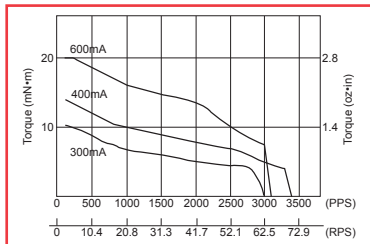
Coil Resistance: 16Ω Supply Voltage: 24V

Unipolar Constant Voltage (48C1)



Coil Resistance: 70Ω

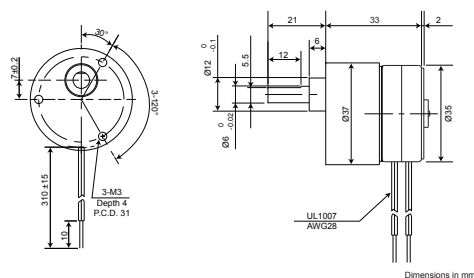
Unipolar Constant Current (48D1)



Coil Resistance: 16Ω Supply Voltage: 24V

Dimensions of Geared Model

PF35T w/M Gear Head



Gear Ratio	1/5	1/6	1/10	1/18	1/30		
Maximum Torque	100mN·m			200mN·m			
Gear Ratio	1/40	1/50	1/60	1/75	1/90	1/100	1/120
Maximum Torque	300mN·m						
Gear Ratio	1/125	1/150	1/180	1/200	1/270	1/300	
Maximum Torque	600mN·m						

* - All tin-can motor specifications are based on full-step constant voltage operation
Magnet type: Anisotropic

Note: Torque curves are for reference only and are not guaranteed.