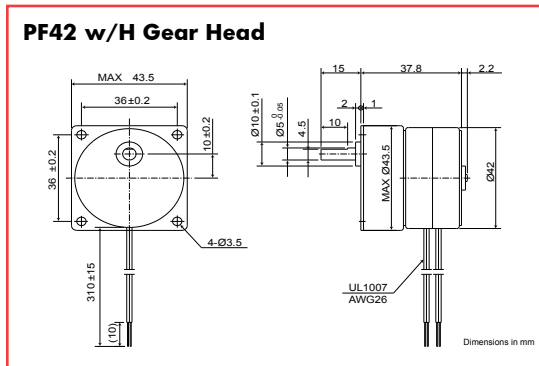


Specifications

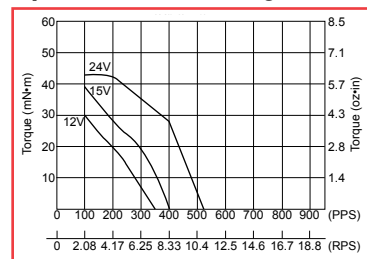
Specification	Unit	PF42-24				PF42-48			
Type of Winding		Unipolar		Bipolar		Unipolar		Bipolar	
Excitation Mode*		Full step (2-2)				Full step (2-2)			
Step Angle	°	15 ± 5%				7.5 ± 5%			
Steps Per Revolution*		24				48			
Rated Voltage	V	12	5	12	5	12	5	12	5
Resistance	Ω	70	12	76	14	70	12	76	14
Inductance	mH	35	7.2	74	14	41	9.1	87	16
Holding Torque	mN·m	28	28	41	41	45	45	54	54
Rotor Inertia	kg·m ²	16.8 x 10 ⁻⁷				12.8 x 10 ⁻⁷			
Starting Pulse Rate*	pps	180				310			
Slewing Pulse Rate*	pps	250				320			
Operating Temp. Range	°C	-10 to +50				-10 to +50			
Temperature Rise*	°C	55				55			
Weight	g	160				160			

Dimensions of Geared Model



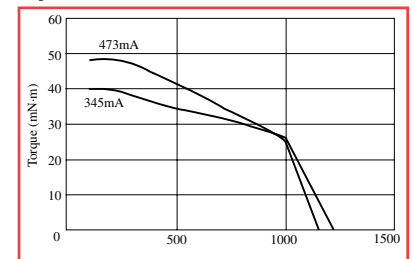
Torque Curve (pull-out torque)*

Bipolar Constant Voltage (48P1)



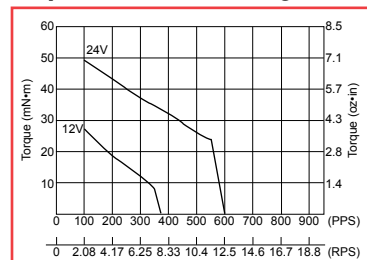
Coil Resistance: 76Ω

Bipolar Constant Current (48Y1)



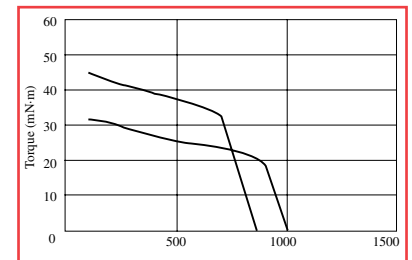
Coil Resistance: 20Ω Supply Voltage: 24V

Unipolar Constant Voltage (48C1)



Coil Resistance: 70Ω

Unipolar Constant Current (48I1)



Coil Resistance: 20Ω Supply Voltage: 24V

Gear Ratio	6/25	1/5	3/25	1/10	2/25	1/15	1/20	1/25
Maximum Torque	200mN·m				250mN·m			
Gear Ratio	1/30	1/50	1/60	2/125	1/75			
Maximum Torque	300mN·m							
Gear Ratio	1/100	1/120	1/125	1/150	1/200	1/300		
Maximum Torque	400mN·m							

* - All tin-can motor specifications are based on full-step constant voltage operation
Magnet type: Anisotropic

Note: Torque curves are for reference only and are not guaranteed.